



TS SPLIT TUBE FURNACE RANGE

Carbolite's versatile new TS split tube furnace range incorporates high-quality heating elements and innovative thermal insulation design to achieve first class performance while maintaining both reduced case temperatures and power consumption.

The TS furnace body is split into two halves and hinged at the rear; pneumatic dampening struts at either end provide a smooth opening action. The ability to open the furnace makes it easier for operators to exchange work tubes, or insert vessels, such as reactors, with end flanges that would make them difficult to insert into a non-split furnace.

The TS split tube furnace range has been designed with flexibility in mind. Accessory work tubes and the use of tube adapters allow a single furnace to accommodate a variety of tube diameters, whilst the work tubes themselves can easily be exchanged to meet the different physical or chemical requirements of a process. Optional work tube packages enable users to equip the TS for operation under vacuum or modified atmosphere.

OVERVIEW

Max temp

1200 °C

Furnace Ø

60, 125, 200 mm

Heated length(s)

150, 300, 450, 600, 800,
1000, 1200 mm

Number of

heated zones
1 zone or 3 zones

Orientation

All models available orientated either horizontally or vertically

TS SPLIT TUBE FURNACE RANGE

LEADING HEAT TECHNOLOGY

Carbolite's new tube furnace range is at the pinnacle of furnace design. The culmination of over 80 years of experience in thermal engineering; combining the latest technological developments with solid construction, high-quality components and a sleek, modern aesthetic.

HIGH QUALITY HEATING ELEMENTS

- | Excellent temperature uniformity
- | Fast heat-up and cool-down rates
- | Unsurpassed temperature uniformity along the entire heated length

HIGH QUALITY THERMAL INSULATION

- | Low energy consumption
- | Low external case temperature
- | Designed for longevity



[Click to view video](#)

Product Video: TS Split Tube Furnace Range


TS SPLIT TUBE FURNACE RANGE

EXCELLENT TEMPERATURE UNIFORMITY: HOT STUFF!

Carbolite's tube furnace range boasts a variety of technical features to maximise the heated length of the furnace, ensuring that as much of the work tube as possible is heated to the setpoint temperature. These include heating elements evenly distributed around the work tube and low thermal mass insulation.

To achieve the longest possible heated length, our 3-zone models feature increased power boosting at the ends of the furnace, ensuring the best possible temperature uniformity throughout the working volume.

Combining your furnace with work tube packages that include thermal insulation plugs or radiation shields helps prevent thermal losses from the ends of the work tube. Carbolite are hard to beat, when it comes to the uniform distribution of heat!



TS SPLIT TUBE FURNACE RANGE

TEMPERATURE CONTROL & COMMUNICATIONS

TS split tube furnaces are equipped with ethernet communications and a programmable controller with 24 segments as standard:

- | Single zone furnaces fitted with Carbolite EPC3016P1 controller
- | Three zone furnaces fitted with Carbolite AriesPlus touch-screen controller



OPTIONS

- | Over-temperature protection (recommended to protect valuable contents and for unattended operation)
- | A range of sophisticated digital controllers, multi-segment programmers and data loggers is available. These can be fitted with RS485 or Ethernet communications. More Information.

TS SPLIT TUBE FURNACE RANGE

RAPID HEATING RATES

Carbolite tube furnaces are equipped with high-quality heating elements designed to achieve fast heat-up rates.

Optimise your lab time by speeding up your heat treatment processes!

Precise temperature measurements are carried out in the Carbolite testing laboratory and available for all models.

TS SPLIT TUBE FURNACE RANGE

MOUNTING CONFIGURATIONS

This range of tube furnaces is supplied in one of two standard mounting configurations.

1. For heated lengths up to 600 mm the furnace body is mounted on top of the control box. The furnace body can easily be detached and separated for remote operation.
2. For heated lengths of 800 mm and above the furnace body and control box are always separate.

Both configurations include a 2 metre cable (furnaces with 125 mm & 200 mm Ø incl. plug and socket) between the furnace body and control box. This flexible arrangement allows for easy conversion to optional mounting arrangements e.g. attaching to a vertical stand, a mounting bracket or inside a fume cupboard.

Please note that furnace with diameters of 125 mm & 200 mm cannot be converted from horizontal to vertical orientation by the end user; vertical orientation must be specified at time of order. Contact us for details and to discuss requirements.



FURNACE BODY ON TOP OF CONTROL BOX

Configuration for heated lengths up to 600 mm



DETACHABLE FURNACE BODY

Easy conversion to optional mounting arrangements



FURNACE BODY AND SEPARATE CONTROL BOX

Configuration for heated lengths of 800 mm and above



OPTION: VERTICAL STAND

Vertical mounting stand for the furnace body



OPTION: MOUNTING BRACKET

Used to mount the furnace body to customer equipment



OPTION: 4 M CABLE EXTENSION

4 m extension results in a total of 6 m between furnace body and control box (125 mm & 200 mm Ø models incl. plug and socket)

HIGH-QUALITY THERMAL INSULATION

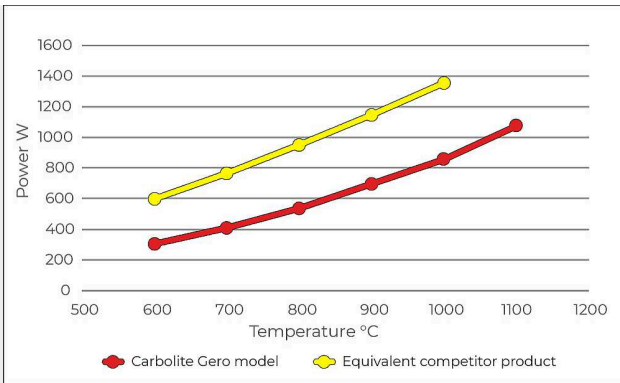
LOW ENERGY CONSUMPTION

Carbolite's new tube furnaces are very energy-efficient. Their high-quality thermal insulation is designed for longevity, low case temperature and most of all outstandingly low energy consumption.

Using a Carbolite tube furnace reduces your energy cost as well as the carbon footprint.

UP TO 50% LESS ENERGY REQUIRED!

COMPARISON WITH EQUIVALENT COMPETITOR PRODUCT



Energy consumption for exemplary Carbolite TS1 12/60/600 model (red) and equivalent competitor product (yellow); measured at each temperature after 2 hours soak.

TS SPLIT TUBE FURNACE RANGE

MODIFIED ATMOSPHERE & VACUUM EQUIPMENT

Carbolite tube furnaces may be equipped with many different options to accommodate modified atmosphere and/or vacuum applications.

OPTIONS

- | A range of additional work tubes, end seals and complete work tube packages
- | Vacuum packages with a choice of rotary vane pumps or turbomolecular pumps
- | Inert gas package modules allow for the use of up to 3 non-reactive gases (available with either manual or automatic control)
- | Laboratory Gas Safety System for safe use with hydrogen above 750 °C



[Click to view video](#)

Introduction to modified atmosphere and vacuum options for tube furnaces

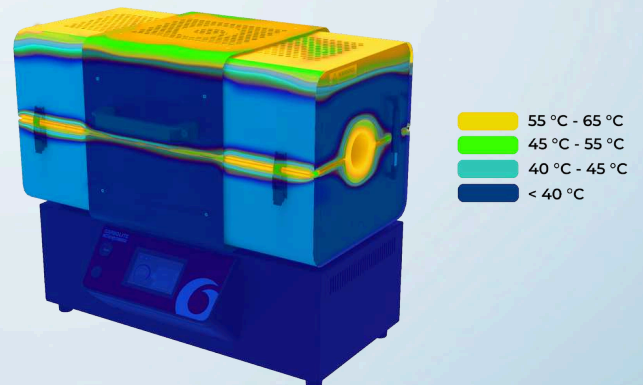
TS SPLIT TUBE FURNACE RANGE

THAT'S COOL! LOW CASE TEMPERATURE

Carbolite tube furnaces are designed with user safety in mind.

The robust construction and high-quality thermal insulation ensure that external case temperatures are much lower than other models.

Not only does this help mitigate the risk of injury to the operator, the reduction in the amount of heat escaping the furnace ensures a comfortable working environment, and also means that less energy is wasted during use. When the heat is on, Carbolite can help you keep a cool head!




TS SPLIT TUBE FURNACE RANGE

ACCESSORIES



LARGE SELECTION OF WORK TUBES

Wide choice of tube diameters, lengths & materials



INSULATION PLUGS & RADIATION SHIELDS

Prevent heat loss & improve temperature uniformity

TS SPLIT TUBE FURNACE RANGE

TECHNICAL DATA

	TS1 12/60/150	TS1 12/60/300	TS1 12/60/450
Number of heated zones	1	1	1
Max temp (°C)	1200	1200	1200
Furnace Ø (mm)	60	60	60
Heated length (mm)	150	300	450
Heat-up time (mins)	99	46	--
Tube length for use in air (mm)	430	580	730
Tube length for use with modified atmosphere (mm)	600	750	900
External H x W x D (mm)	575 x 485 x 480	575 x 495 x 480	575 x 645 x 480

	TS1 12/60/150	TS1 12/60/300	TS1 12/60/450
Uniform length ±5°C (mm)	77	200	303
Max power (W)	750	1500	2000
Weight (kg)	31	37	49

	TS1 12/60/600	TS1 12/125/400	TS1 12/125/600
Number of heated zones	1	1	1
Max temp (°C)	1200	1200	1200
Furnace Ø (mm)	60	125	125
Heated length (mm)	600	400	600
Heat-up time (mins)	--	134	150
Tube length for use in air (mm)	880	750	950
Tube length for use with modified atmosphere (mm)	1050	1000	1200
External H x W x D (mm)	575 x 795 x 480	665 x 665 x 575	665 x 865 x 575
Uniform length ±5°C (mm)	460	--	--
Max power (W)	2500	1860	2510
Weight (kg)	56	71	89

	TS1 12/125/800	TS1 12/125/1000	TS1 12/125/1200
Number of heated zones	1	1	1
Max temp (°C)	1200	1200	1200
Furnace Ø (mm)	125	125	125
Heated length (mm)	800	1000	1200
Heat-up time (mins)	147	147	154
Tube length for use in air (mm)	1150	1350	1550
Tube length for use with modified atmosphere (mm)	1400	1600	1800
External H x W x D (mm)	445 x 1065 x 575	445 x 1265 x 575	445 x 1465 x 575
Uniform length ±5°C (mm)	--	--	--
Max power (W)	3160	3810	4460
Weight (kg)	102	120	134

	TS1 12/200/600	TS1 12/200/1200	TS3 12/60/450
Number of heated zones	1	1	3
Max temp (°C)	1200	1200	1200
Furnace Ø (mm)	200	200	60
Heated length (mm)	600	1200	450
Heat-up time (mins)	62	62	--
Tube length for use in air (mm)	1300	1900	730
Tube length for use with modified atmosphere (mm)	1300	1900	900
External H x W x D (mm)	540 x 1015 x 670	540 x 1615 x 670	575 x 645 x 480
Uniform length ±5°C (mm)	--	--	335
Max power (W)	6600	11400	2000
Weight (kg)	127	192	49

	TS3 12/60/600	TS3 12/125/600	TS3 12/125/800
Number of heated zones	3	3	3
Max temp (°C)	1200	1200	1200
Furnace Ø (mm)	60	125	125
Heated length (mm)	600	600	800
Heat-up time (mins)	63	113	141
Tube length for use in air (mm)	800	950	1150
Tube length for use with modified atmosphere (mm)	1050	1200	1400
External H x W x D (mm)	575 x 795 x 480	665 x 865 x 575	445 x 1065 x 575
Uniform length ±5°C (mm)	470	--	--
Max power (W)	2500	2510	3160
Weight (kg)	56	89	102

	TS3 12/125/1000	TS3 12/125/1200	TS3 12/200/600
Number of heated zones	3	3	3
Max temp (°C)	1200	1200	1200
Furnace Ø (mm)	125	125	200
Heated length (mm)	1000	1200	600
Heat-up time (mins)	134	138	62
Tube length for use in air (mm)	1350	1550	1300
Tube length for use with modified atmosphere (mm)	1600	1800	1300
External H x W x D (mm)	445 x 1265 x 575	445 x 1465 x 575	540 x 1015 x 670
Uniform length ±5°C (mm)	--	--	--
Max power (W)	3810	4460	6600
Weight (kg)	120	134	127

TS3 12/200/1200

Number of heated zones	3
Max temp (°C)	1200
Furnace Ø (mm)	200
Heated length (mm)	1200
Heat-up time (mins)	80
Tube length for use in air (mm)	1900
Tube length for use with modified atmosphere (mm)	1900
External H x W x D (mm)	540 x 1615 x 670
Uniform length ±5°C (mm)	--
Max power (W)	11400
Weight (kg)	192

MODEL NAMES EXPLAINED

TS1 12/60/ 150	Number of heated zones: 1 zone or 3 zones
TS1 12 /60/ 150	Max temp: 1200 °C
TS1 12/ 60 /150	Furnace Ø: 60, 125, 200 mm
TS1 12/ 60/ 150	Heated length(s): 150, 300, 450, 600, ... mm

PLEASE NOTE

- | Heat up time is measured to 100 °C below max, using an empty quartz tube & insulation plugs
- | Heat up rate when using an optional ceramic work tube must be limited to 5 °C/min
- | Holding power is measured at continuous operating temperature
- | Uniform temperature lengths are measured with insulation plugs fitted at 100°C below maximum temperature
- | Maximum continuous operating temperature is 100 °C below maximum temperature
- | All furnaces are equipped with thermocouple type N
- | * Furnace with separate control box

www.carbolite.com/ts